

NORTH BAY HERITAGE GARDENERS GUIDELINE FOR WATERFRONT GARDENING

JANUARY

- 🌱 Rest and dream about gardening
- 🌱 Re-register as a Heritage Gardener and encourage others to join

FEBRUARY

- 🌱 Team Leaders to contact their team members about the upcoming season

MARCH

- 🌱 Read Newsletter for details on upcoming events

APRIL

- 🌱 Attend the virtual Spring Team Leaders Meeting
- 🌱 Sharpen tools
- 🌱 Prune shrubs that bloomed last summer using proper pruning practices
- 🌱 Tie yellow flagging ribbon around trees or limbs for removal by City Staff
- 🌱 Clean debris and weeds from beds
- 🌱 Place bulb and plant orders with the Horticultural Coordinator

MAY


- 🌱 Attend Annual Waterfront Cleanup (if COVID-19 restrictions allow)
- 🌱 Plant new shrubs and perennials. Water during and after planting. Hoses are available in each garden
- 🌱 Amend and cultivate soil.
- 🌱 Pull weeds and bag for pick up by city park staff. Pick up litter.
- 🌱 Cut bulb flower heads after blooming. Let leaves die back naturally.
- 🌱 Remove weeds from the bases of our young trees and add mulch.

JUNE








- 🌱 Prune spring flowering shrubs after blooms finish.
- 🌱 Candle Mugo Pine new shoot growth.
- 🌱 Watch for disease and insect infestation. Contact Coordinator immediately.
- 🌱 Water plants as necessary.
- 🌱 Sweep and rake up. Think safety first: keep tools off walkways.
- 🌱 Weed. Pick up litter.

JULY and AUGUST




- 🌱 Cut spent flower heads. Shear back perennials for a second blooming. All leaves from spring bulbs should be removed when they turn yellow.
- 🌱 Water plants as needed.
- 🌱 Clean up dead leaves and debris in and around your beds.
- 🌱 Sweep and rake up.
- 🌱 Pull weeds in bed and nearby rocks and bag for pick up by park staff.
- 🌱 Edge the beds along lawn areas, only a few inches deep and wide.

 Seed collection


SEPTEMBER is a good month to

-  Attend Annual Volunteer Appreciation Event
-  Cut spent flower heads leaving some (astilbe and echinacea) to provide seed and cover for the birds & insects
-  Clean up dead leaves, debris and garbage in beds.
-  Water if necessary.
-  Complete any approved fall planting.
-  Pull weeds and bag for park staff pick up.
-  Keep the bases of our young trees weed free and mulched.


OCTOBER is the best time of year to

-  Plant bulbs. Check bed for litter.
-  Check evergreen shrubs; soak soil around shrub if ground is dry.
-  Clean tools with an oily rag for storage.

NOVEMBER is a cold month

-  Prune Mugo Pine if shrub is dormant. (usually after numerous severe frosts)

DECEMBER is the time to rest and dream about gardening

-  Shop locally for gardening goodies and books for gift giving

* Review monthly online education packages, available on the Heritage Gardeners website at www.northbayheritagegardeners.com/education

Your Horticultural Coordinator can assist with your gardening activities at judyhendry442@gmail.com

Please direct planting design requests to the Design Committee Chair at bonnie.cappadica@gmail.com

Please direct all other inquiries to the Director at heritagegardeners@heritagenorthbay.com